



How to retrieve your voicemail

INSIDE YOUR COMPANY

FROM YOUR OWN EXTENSION


1. Dial the internal NuPoint UM Voice access number. 2500
2. Enter your passcode when prompted.

FROM ANOTHER EXTENSION



1. Dial the internal NuPoint UM Voice access number.
2. Press the  key when prompted to enter a passcode
3. Enter your mailbox number followed by the  key.
4. Enter your passcode when prompted.

OUTSIDE YOUR COMPANY

FROM AN OUTSIDE LINE

1. Dial the external NuPoint UM Voice access number. 586-285-8481
2. Enter your mailbox number followed by the  key.
3. Enter your passcode when prompted.

FROM AN OUTSIDE LINE TO THE AUTOMATED RECEPTIONIST

1. Dial the NuPoint UM Receptionist number.
2. Press the  key to access the NuPoint UM Voice system.
3. Enter your mailbox number followed by the  key.
4. Enter your passcode when prompted.